

DOWNLIGHT

Características

Material	AL
Terminado	Negro
Pantalla	PC
Indice de protección	IP20
Soporte de fijación	170 mm
Dimensiones mm	ø175*35 mm
Lúmenes	2,800 Lm
Temperatura	6,500K
Ángulo	110°

Parámetros Eléctricos

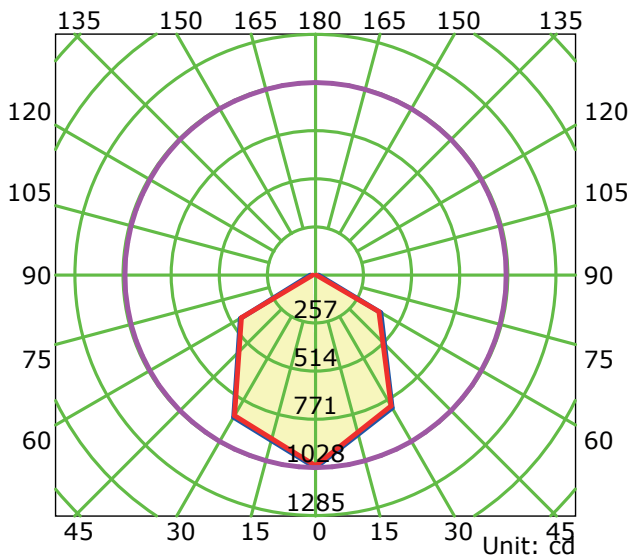
Tensión Nominal [V~]	85-265V~
Consumo de Potencia [W]	24W
Frecuencia Nominal [Hz]	50/60Hz
Consumo de Corriente [A]	0.28-0.07 A
Temperatura de Operación	-5 a 40 °C

Beneficios

Garantía	3 Años de Garantía
Certificación	NOM ANCE

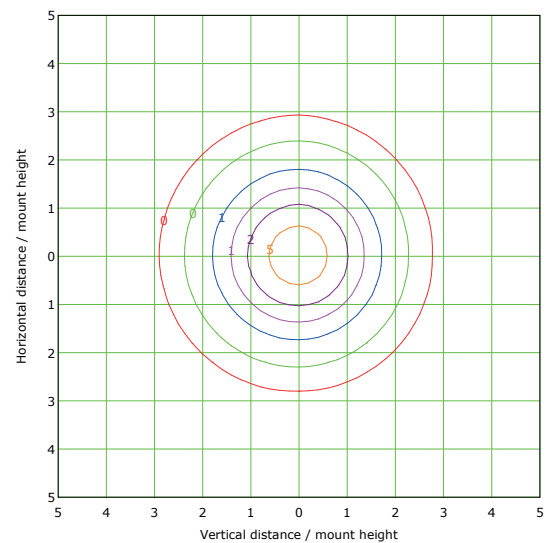


LUMINOUS INTENSITY DISTRIBUTION DIAGRAM



— C0-C180 — C90-C270 — G0

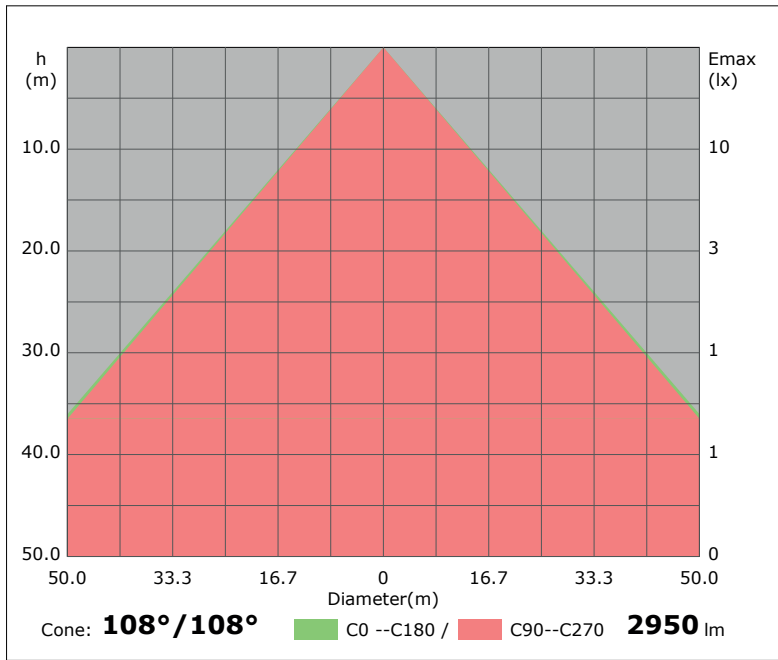
IsoLux Plot



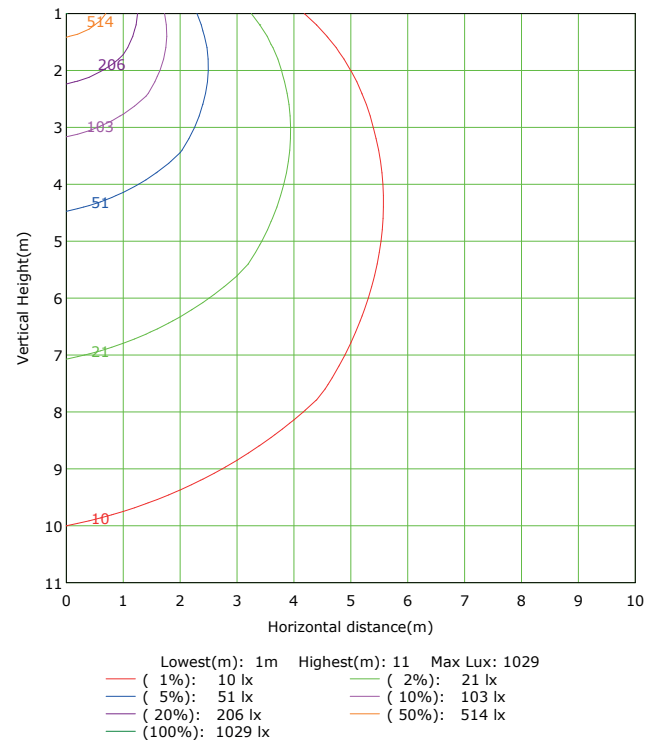
Mounting Height: 10m Max Lux(100%): 10 lx
 (1%): 0 lx (2%): 0 lx
 (5%): 1 lx (10%): 1 lx
 (20%): 2 lx (50%): 5 lx
 (100%): 10 lx

Características y Valores Aproximados

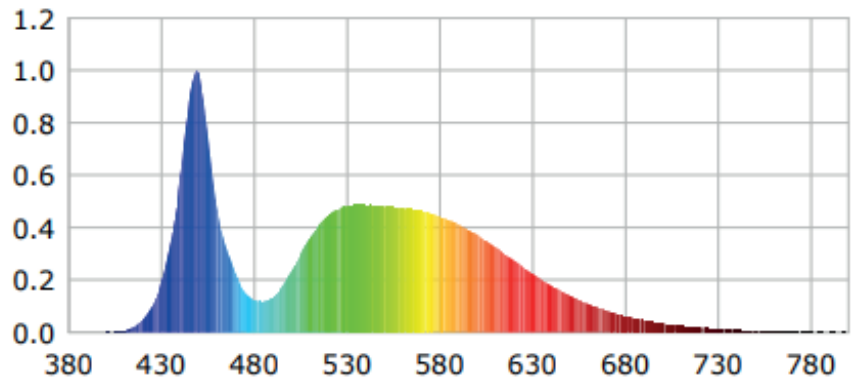
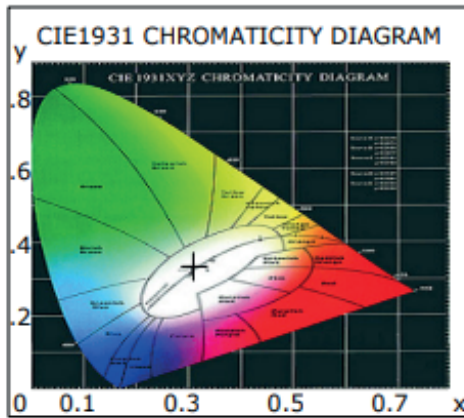
Illuminance at a Distance



Vertical IsoLux Plot



CIE1931 CHROMATICITY DIAGRAM



Parámetros colorimétricos

CCT: Tc=6578K (duv=0.00845)

CRI: Ra= 73.1, avgR(1~14)= 64.6, avgR(1~15)= 64.5

Parámetros fotométricos

Luminous Flux: 2750.75 lm

EEL: 0.12

Pupil Flux: 4893.10 Plm

Efficiency: 113.71 lm/W

Energy Efficiency Class: A+ (EU 874-2012)

Pupil Lumens Per Watt: 202.28 Plm/W

Radiant Power: 8.412 W

Pupil Factor (Kp): 1.779

Parámetros eléctricos

Voltage: 221.30V

Power Factor: 0.6380

Current: 0.1710A

Frequency: 60.00Hz

Power: 24.19W