

TUBO T5

Características

Material	Al+Cr
Terminado	Transparente
Pantalla	Cristal
Indice de protección	IP20
Base	T5
Dimensiones mm	565*16 mm
Lúmenes	900 Lm
Temperatura	6,500K
Ángulo	270°

Parámetros Eléctricos

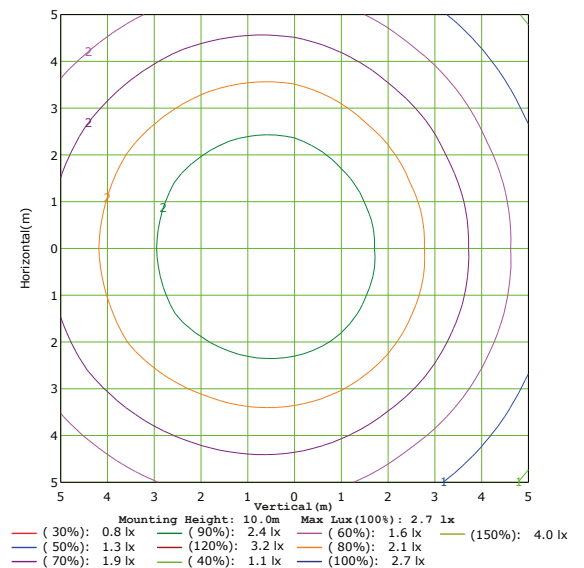
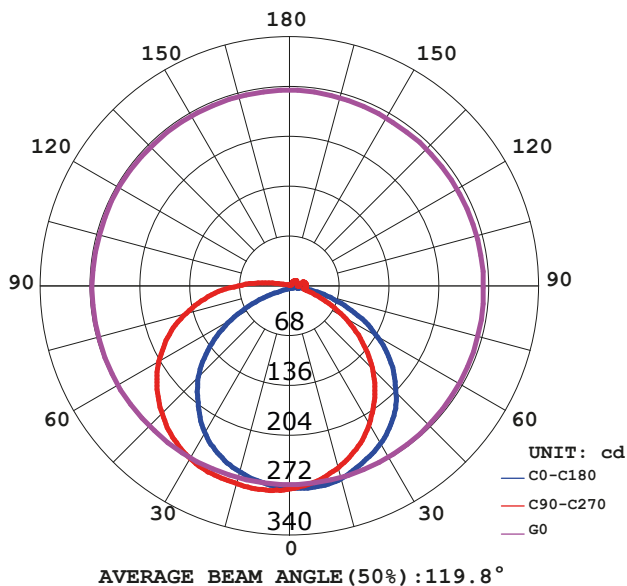
Tensión Nominal [V~]	100-277V~
Consumo de Potencia [W]	9W
Frecuencia Nominal [Hz]	50/60Hz
Consumo de Corriente [A]	0.09A
Temperatura de Operación	-10 a 40 °C

Beneficios

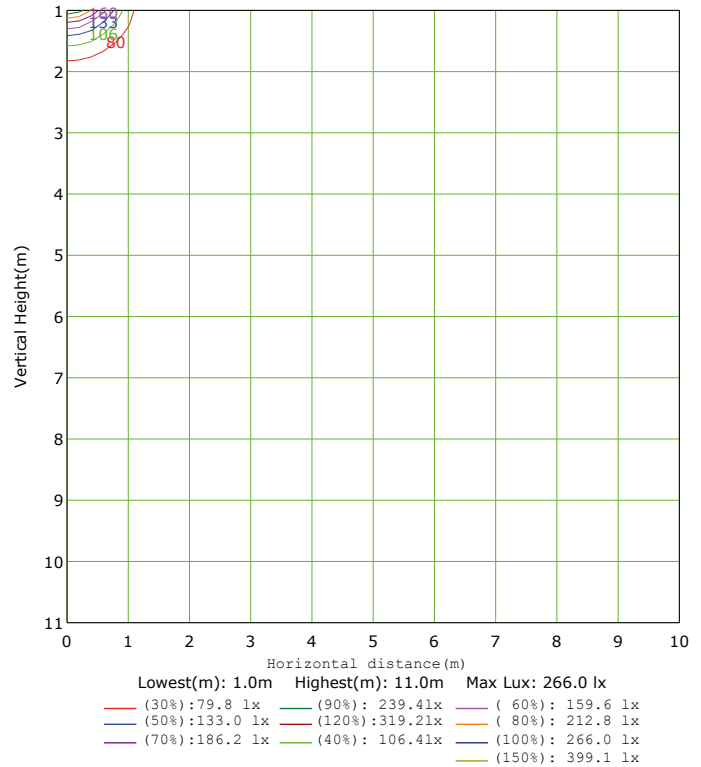
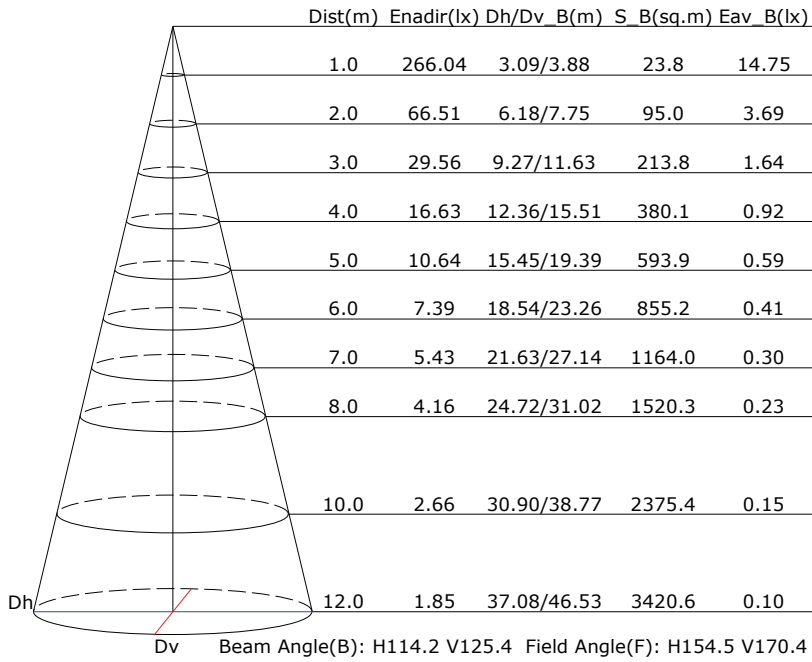
Garantía	2 Años de Garantía
Certificación	NOM ANCE



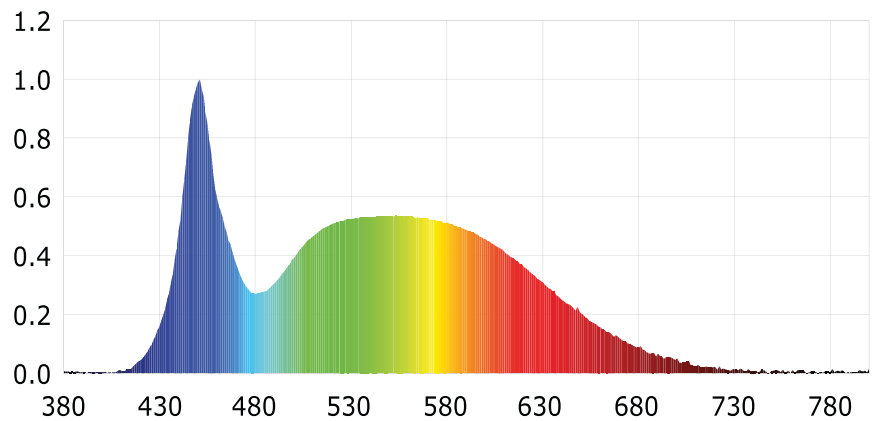
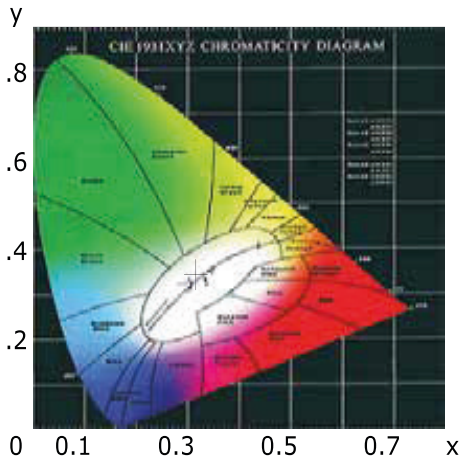
LUMINOUS INTENSITY DISTRIBUTION DIAGRAM



Características y Valores Aproximados



CIE1931 CHROMATICITY DIAGRAM



Parámetros colorimétricos

CCT: Tc=6214K (duv=0.00949)

CRI: Ra= 81.2, avgR(1~14)= 73.1, avgR(1~15)= 72.9

Parámetros fotométricos

Luminous Flux: 1135.40 Lm

EEL: 0.12

Pupil Flux: 2101.46 Plm

Efficiency: 113.65Lm/W

Energy Efficiency Class: A+ (EU 874-2012)

Pupil Lumens Per Watt: 210.36 Plm/W

Radiant Power: 3.542 W

Pupil Factor (Kp): 1.851

Parámetros eléctricos

Voltage: 127.00V

Power Factor: 0.6110

Current: 0.1290A

Frequency: 60.00Hz

Power: 9.99W