

PANEL DOWNLIGHTS

Características

Material	AL+PC
Terminado	Transparente
Pantalla	N/A
Indice de protección	IP40
Base	Soporte de fijación Magnético
Dimensiones mm	ø220*21 mm
Lúmenes	1,600 Lm
Temperatura	6,500 K
Ángulo	120°

Parámetros Eléctricos

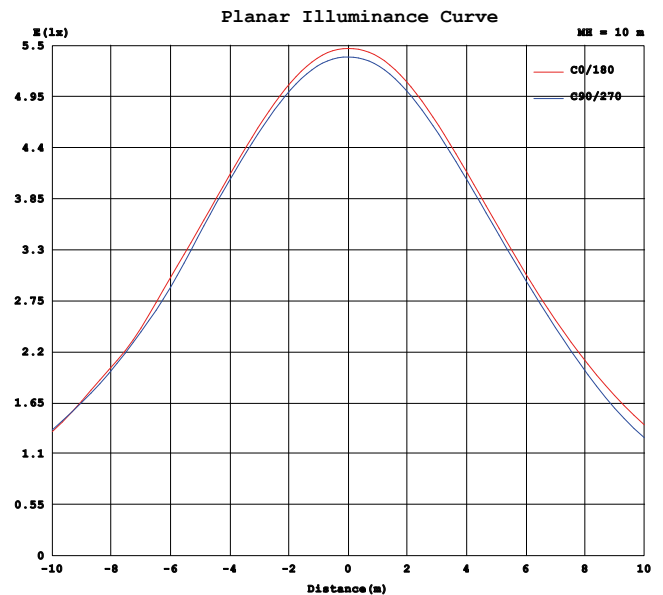
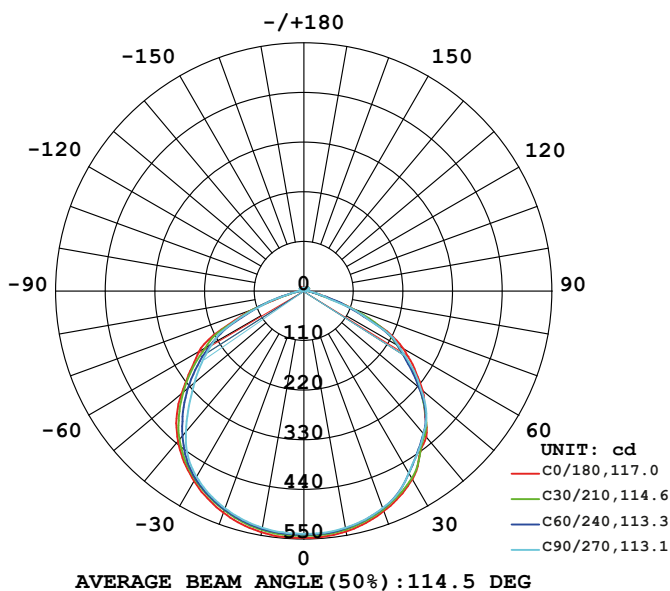
Tensión Nominal [V~]	85-265 V~
Consumo de Potencia [W]	16 W
Frecuencia Nominal [Hz]	50/60 Hz
Consumo de Corriente [A]	0.18 - 0.06 A
Temperatura de Operación	0 a 40 °C

Beneficios

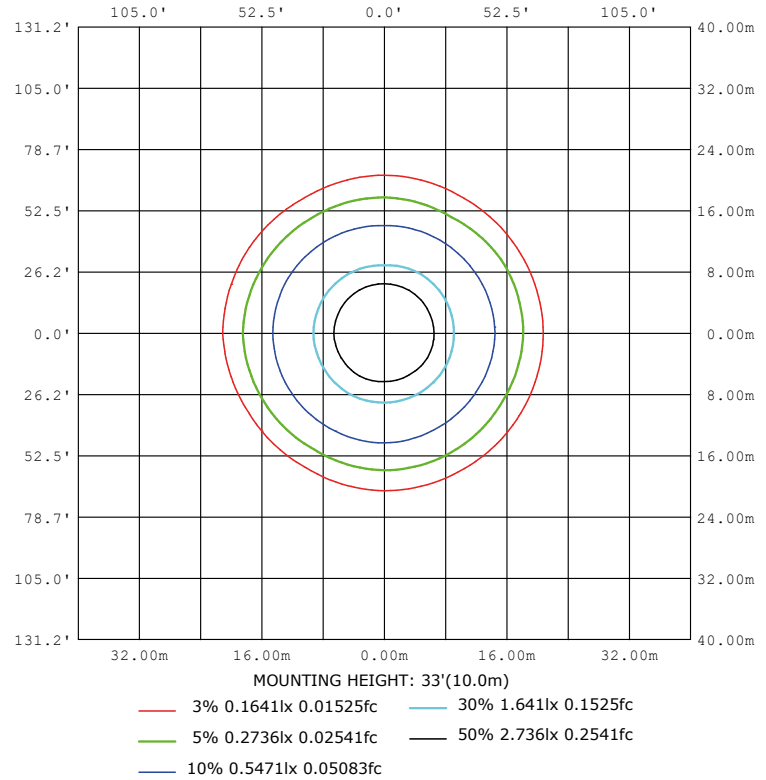
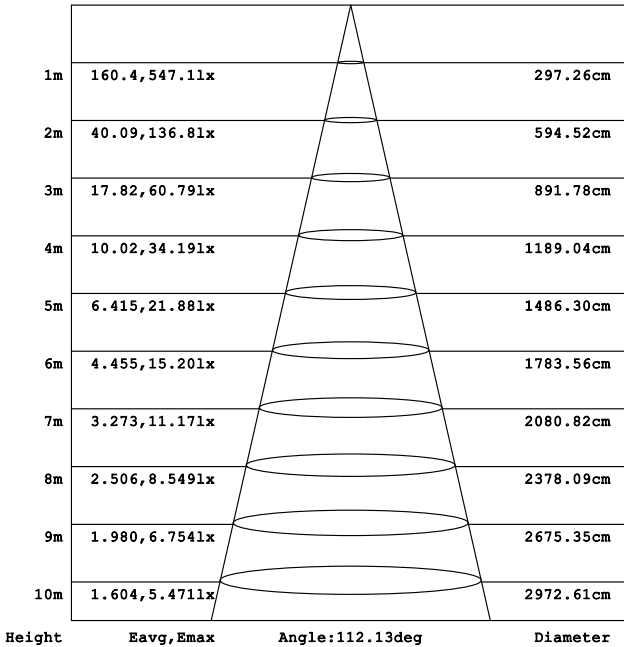
Garantía	2 Años de Garantía
Certificación	NOM ANCE



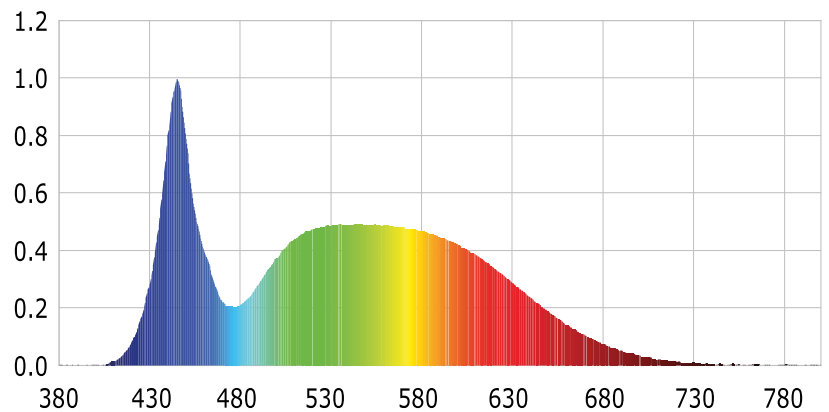
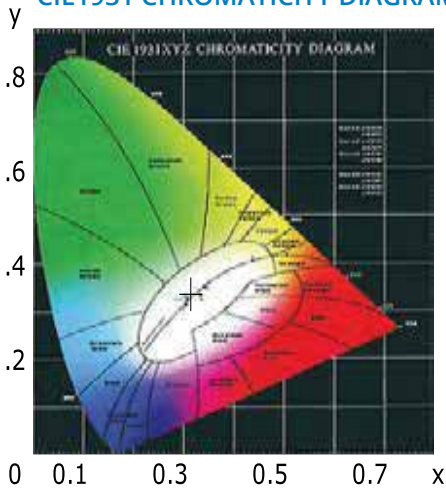
LUMINOUS INTENSITY DISTRIBUTION DIAGRAM



Flux out:1195 lm



CIE1931 CHROMATICITY DIAGRAM



Parámetros colorimétricos

CCT: Tc=6298K (duv=0.00669)

CRI: Ra= 80.7, avgR(1~14)= 73.2, avgR(1~15)= 73.1

Parámetros fotométricos

Luminous Flux: 1765.80Lm

EEL: 0.13

Pupil Flux: 3226.09 Plm

Parámetros eléctricos

Voltage: 127.00V

Power Factor: 0.6110

Efficiency: 107.74 Lm/W

Energy Efficiency Class: A+ (EU 874-2012)

Pupil Lumens Per Watt: 196.83 Plm/W

Current: 0.2110A

Frequency: 60.00Hz

Radiant Power: 5.586 W

Pupil Factor (Kp): 1.827

Power: 16.39W