

CEILING LIGHT DIRIGIBLE

Características

Material	AL
Terminado	Metálico
Pantalla	Pc
Indice de protección	IP20
Base	Grapas de Fijación
Dimensiones mm	ø85*70*40 mm
Lúmenes	600 Lm
Temperatura	6,500K
Ángulo	25°

Parámetros Eléctricos

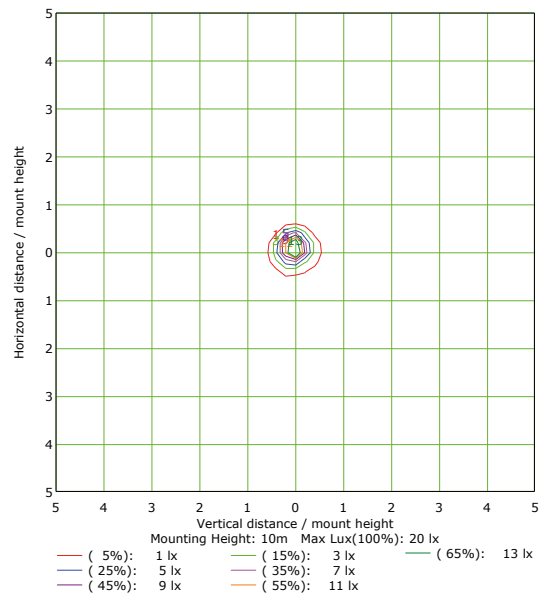
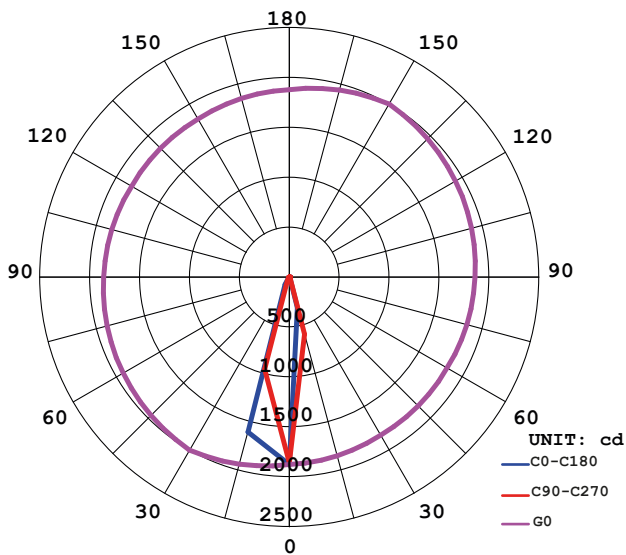
Tensión Nominal [V~]	85-265V~
Consumo de Potencia [W]	5W
Frecuencia Nominal [Hz]	50/60Hz
Consumo de Corriente [A]	0.06A
Temperatura de Operación	-10 a 40 °C

Beneficios

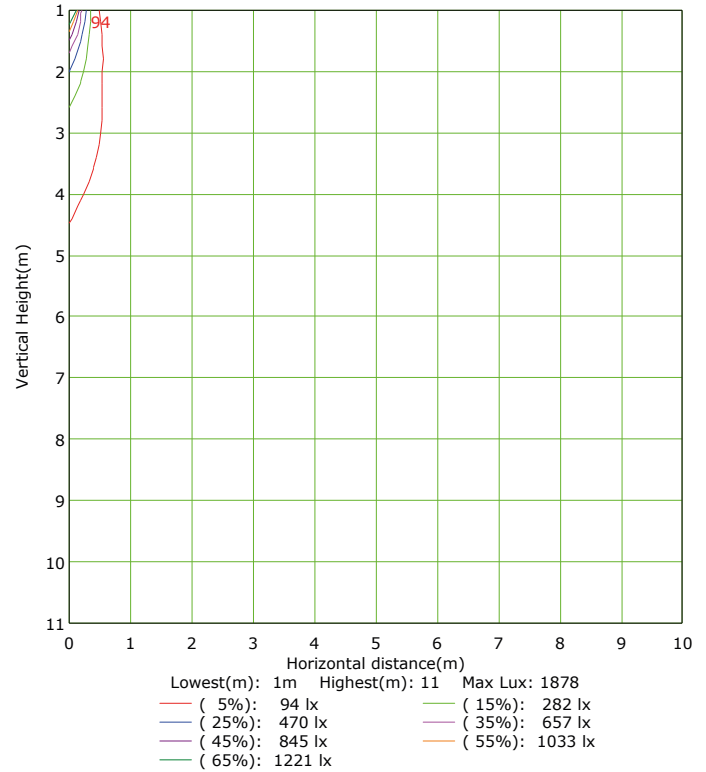
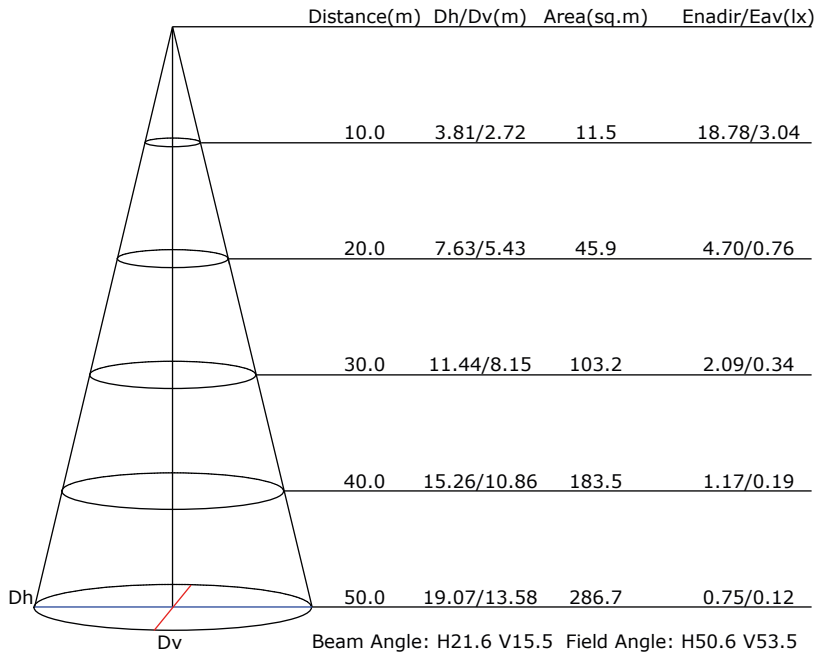
Garantía	2 Años de Garantía
Certificación	NOM ANCE



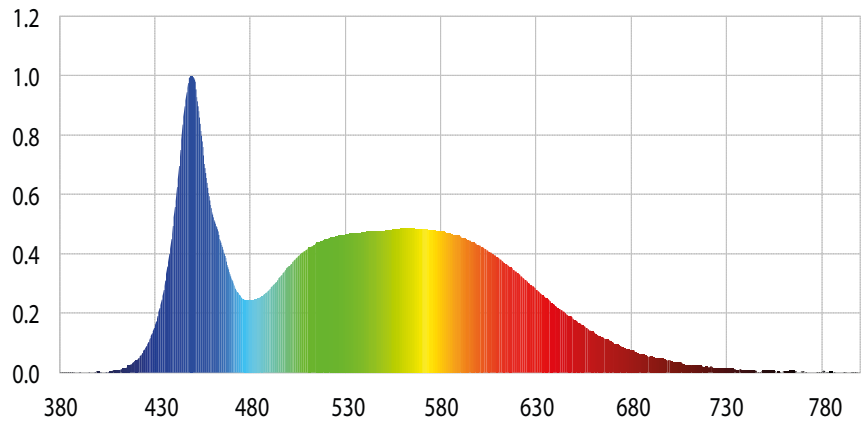
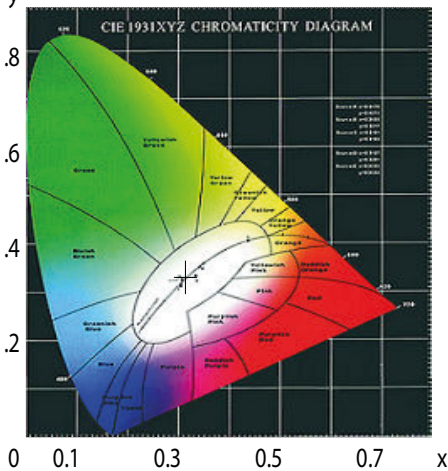
LUMINOUS INTENSITY DISTRIBUTION DIAGRAM



Características y Valores Aproximados



CIE1931 CHROMATICITY DIAGRAM



Parámetros colorimétricos

CCT: Tc=6314K (duv=0.00527)

CRI: Ra= 82.0, avgR(1~14)= 74.3, avgR(1~15)= 74.3

Parámetros fotométricos

Luminous Flux: 626.05 Lm

EEL: 0.10

Pupil Flux: 1160.67 Plm

Efficiency: 122.27Lm/W

Energy Efficiency Class: A+ (EU 874-2012)

Pupil Lumens Per Watt: 226.69 Plm/W

Radiant Power: 1.986 W

Pupil Factor (Kp): 1.854

Parámetros eléctricos

Voltage: 127.40V

Power Factor: 0.6120

Current: 0.0650A

Frequency: 60.00Hz

Power: 5.12W